


PEAK PERFORMANCE

**STARTS AT
THE DOCK**



LEVEL UP YOUR DOCK & DOOR SOLUTIONS

Think of your dock as the welcome mat for every product that arrives at your facility—it's where your inventory journey begins (and ends) before reaching your customers. It also impacts everything from efficiency to employee safety. But what happens when your dock area becomes a bottleneck, slowing down workflows and creating safety hazards?

Productivity Suffers

Energy Waste

Safety Risks

Security Concerns

- At Raymond Storage Concepts (RSCI), we understand that each operation is unique. That's why we offer tailored solutions for your dock and door needs. We aim to help you:



Get More Out the Door Faster

Say goodbye to that bottleneck with fast-acting doors and optimized dock layouts. We'll equip you with the right products to streamline loading and unloading—maximizing your existing space and ensuring your products move out faster to meet deadlines.



Keep Your People Happy & Safe

Prioritize worker safety by creating a secure and comfortable dock environment to minimize accidents and disruptions. Well-maintained dock and door solutions minimize malfunctions, keeping your staff safe and operations running smoothly.



Reduce Costs

Implement our preventative maintenance plans to get the most out of your equipment and reduce downtime. Our door seal and shelter options can help you reduce energy consumption and utility bills. Lower costs and keep your bottom line healthy.





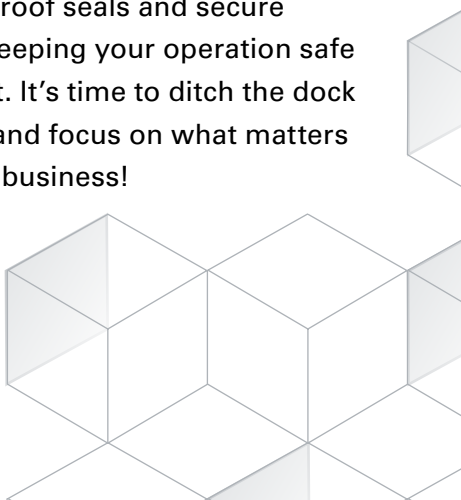
PRODUCTS


EQUIP YOUR LOADING DOCKS FOR MORE

Don't let dock and door issues slow you down. RSCI offers a complete solution: top-tier dock levelers, doors, air curtains, lifts, and more to optimize your warehouse.

DOCKS

Imagine your forklift struggling to get between the truck and the dock, causing delays and frustration. If this sounds familiar, our dock equipment and products can help. We offer everything from levelers that create a smooth transition for your loads to weatherproof seals and secure restraints, keeping your operation safe and efficient. It's time to ditch the dock headaches and focus on what matters most—your business!





Dock Levelers

Bridge the gap between trailers and your dock for trouble-free loading and unloading. Choose from hydraulic, air-powered or mechanical options to fit your needs.



Dock Seals & Shelters

Create a weatherproof barrier around trailers, protecting your operation from rain, snow, wind and extreme temperatures. Options include dock seals, rain shields and full shelters.



Vehicle Restraints

Keep trailers secure and safely in place during loading and unloading. Choose from automatic, manual, electric or hydraulic options with different locking mechanisms.



Dock Lifts & Ramps

Provide a temporary loading platform for trucks and trailers, ideal for facilities with limited space or budget constraints.



Dock Accessories

Enhance your dock's functionality and safety with a wide range of accessories—from safety bollards and railings to LED lighting and ventilation fans.



DOORS

Is your old dock door slowing down your crew and driving up energy bills? That's where our selection of commercial dock doors comes in! From high-speed doors that open in a flash to heavy-duty options built to last, we have a door that perfectly fits your needs. Say goodbye to drafts, wasted energy and slow operations, and hello to a more streamlined and efficient facility.



Commercial Doors

Sectional doors for security and insulation, high-speed doors for efficiency, rolling steel doors for durability, and fire-rated doors for safety.



Specialty Doors

From pest control to cold storage doors, we have a range of specialty options to address your needs.



Door Accessories

Enhance the function and safety of your commercial doors with a wide range of accessories—from control panels to seals.



CLEANROOMS & FOOD SAFETY: GET SECURE WITH SPECIALIZED DOORS

While standard doors may suffice in some situations, strict FDA compliance often requires specialized doors. Ours meet these strict standards and minimize contamination risk with easy-clean surfaces and tight seals. Ideal for food processing, pharmaceuticals, and other sensitive environments.



SERVICE

KEEP YOUR DOCKS MOVING

Is your dock area feeling a little creaky? Unforeseen breakdowns can stall your entire operation. That's where our comprehensive Dock & Door Services come in. We offer everything from routine maintenance to emergency repairs, keeping your equipment in top shape and preventing costly downtime.

SERVICES INCLUDES:



Preventative Maintenance

Identify minor issues before they become major problems with our Scheduled Maintenance plans. We'll inspect, lubricate, clean and adjust your doors and dock equipment based on your specific usage.



Repair Services

Our team of experienced technicians can repair problems that may arise with your dock and door products. We offer both 24/7 emergency and scheduled repairs to minimize downtime and keep your facility operational.



Installation

Whether it's a new door or dock leveler, our technicians will install it correctly and according to safety regulations. Need more extensive work done, like a new door opening or dock pit construction? No problem. We will get your new dock area up and running and manage the project through to completion.



Parts

Get the parts you need fast to reduce downtime and keep your warehouse running smoothly. We source from multiple manufacturers and stock our technicians' vans with the parts you need.

UNLOCK PEAK PERFORMANCE




RAYMOND

STORAGE CONCEPTS

At RSCI, we offer more than just repairs or dock products. We're your trusted partner for your company's operations—from product in, to product out. We'll transform the way your dock moves with expert maintenance to top-notch levelers, doors, and everything in between.

Contact us today and see how we can streamline your warehouse operations.

DOCK & DOOR



RAYMOND

STORAGE CONCEPTS

raymondsci.com/dock-and-door | 866-623-7030

